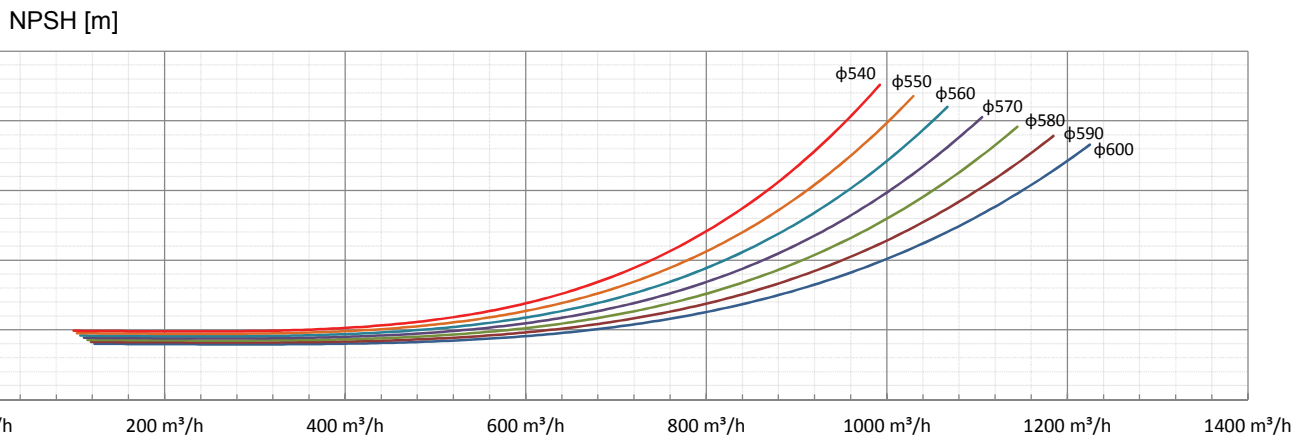
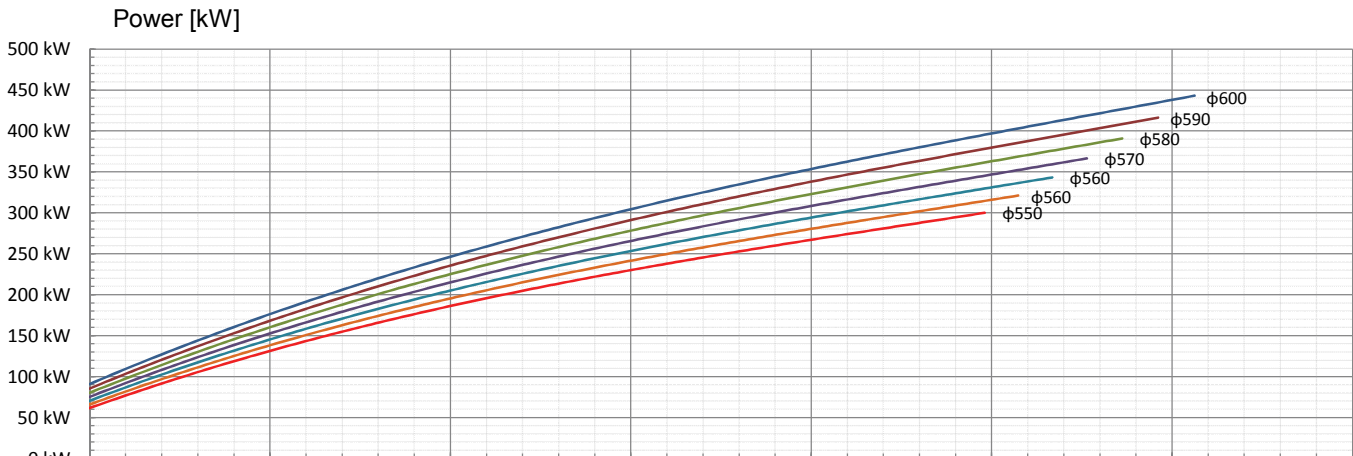
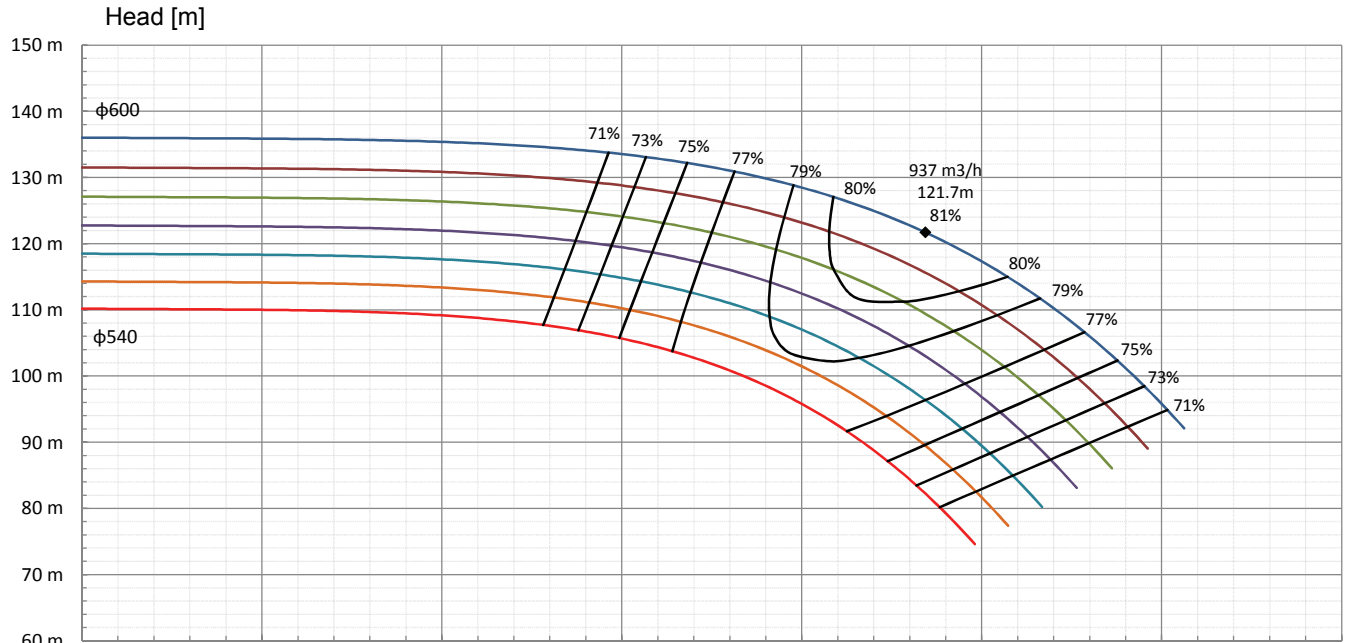
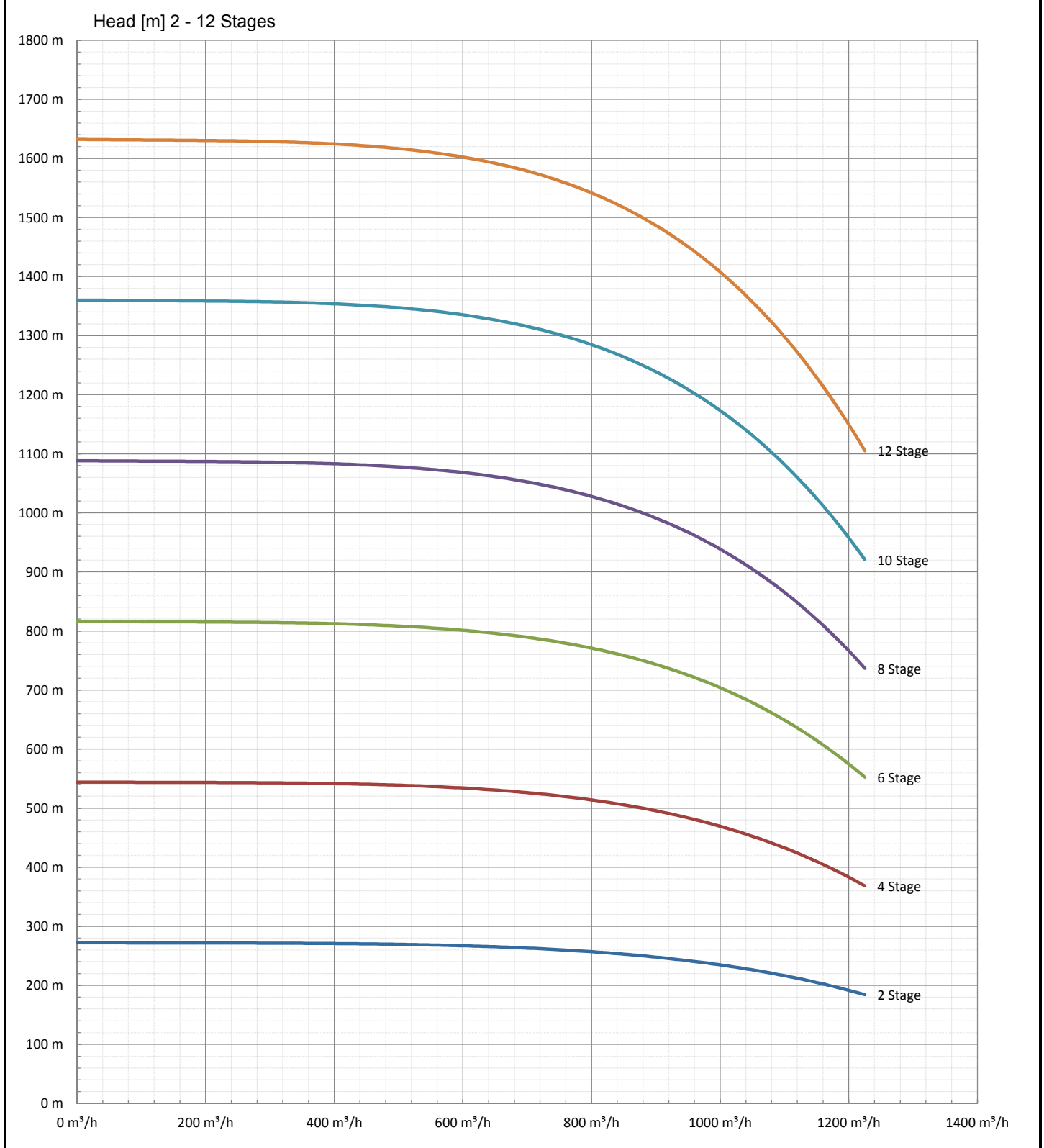


Pump Model	GSB 250	Flange Detail		Part / DWG #	
Pump Speed	1490 rpm Clockwise	Suction	DN 300 - PN 64	DE/NDE Impeller	250-22/23
Max No. Stages	12 Stages	Delivery	DN 250 - PN 160	DE/NDE Diffuser	250-09/10
Max Head	1632.2 m	Pumped Medium - Water @		DE/NDE Last Diff	250-07/08
Max Flowrate	1225.0 m ³ /h	Temperature	20 °C	Stage Casing	250-04/05
Max Efficiency	81.0%	Viscosity	1 cP	Suction Casing	250-01
Max Abs Power	443.1 kW Per Stage	Density	998 kg/m ³	Discharge Casing	250-03



DOCUMENT NUMBER:	SCAG-R-212	ENGINEER:	Craig Adamson
REVISION:	2	PROJECT:	
DATE:	2015-08-24	CUSTOMER:	

Pump Model	GSB 250	Flange Detail		Part / DWG #	
Pump Speed	1490 rpm Clockwise	Suction	DN 300 - PN 64	1st Impeller	250-22/23
Max No. Stages	12 Stages	Delivery	DN 250 - PN 160	Impeller	250-09/10
Max Head	1632.2 m	Pumped Medium - Water @		Diffuser	250-07/08
Max Flowrate	1225.0 m ³ /h	Temperature	20 °C	Last Diffuser	250-04/05
Max Efficiency	81.0%	Viscosity	1 cP	Overflow	250-01
Max Abs Power	443.1 kW Per Stage	Density	998 kg/m ³	Stage Casing	250-03



DOCUMENT NUMBER:	SCAG-R-212	ENGINEER:	Craig Adamson
REVISION:	2	PROJECT:	
DATE:	2015-08-24	CUSTOMER:	