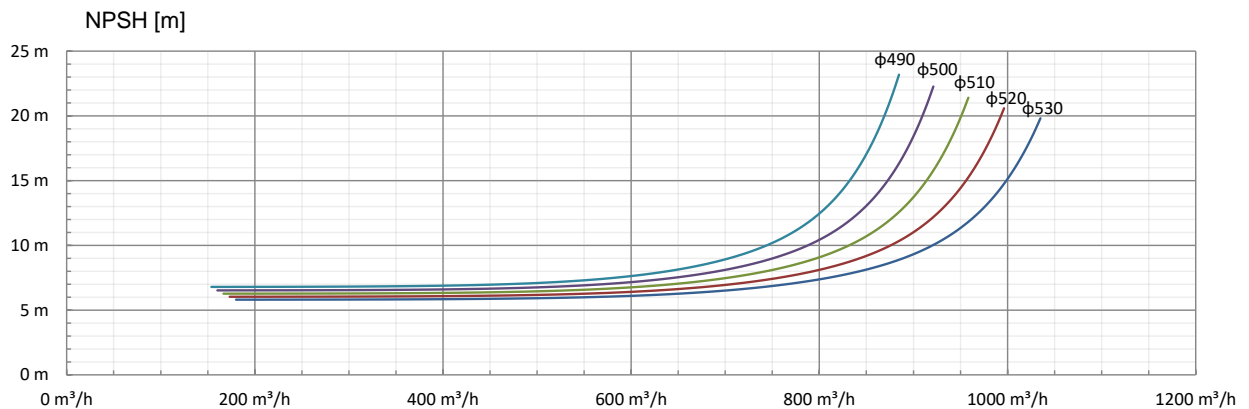
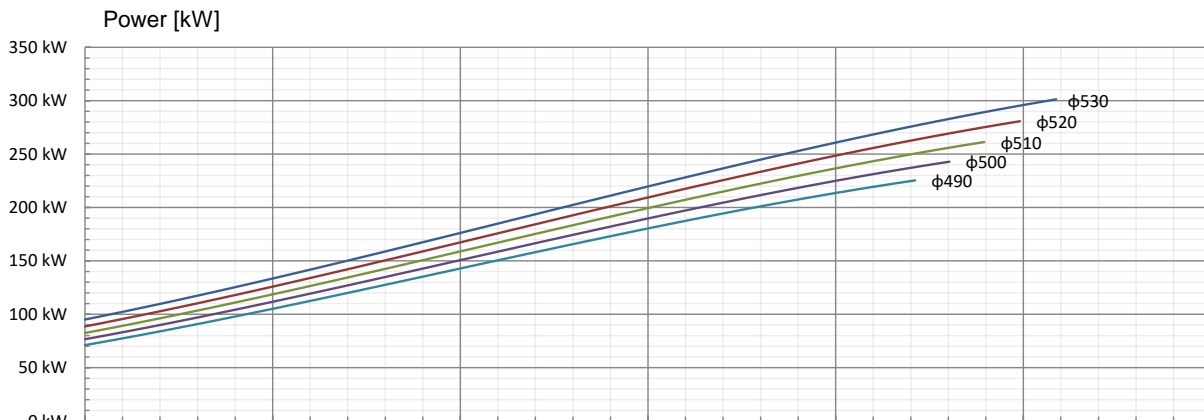
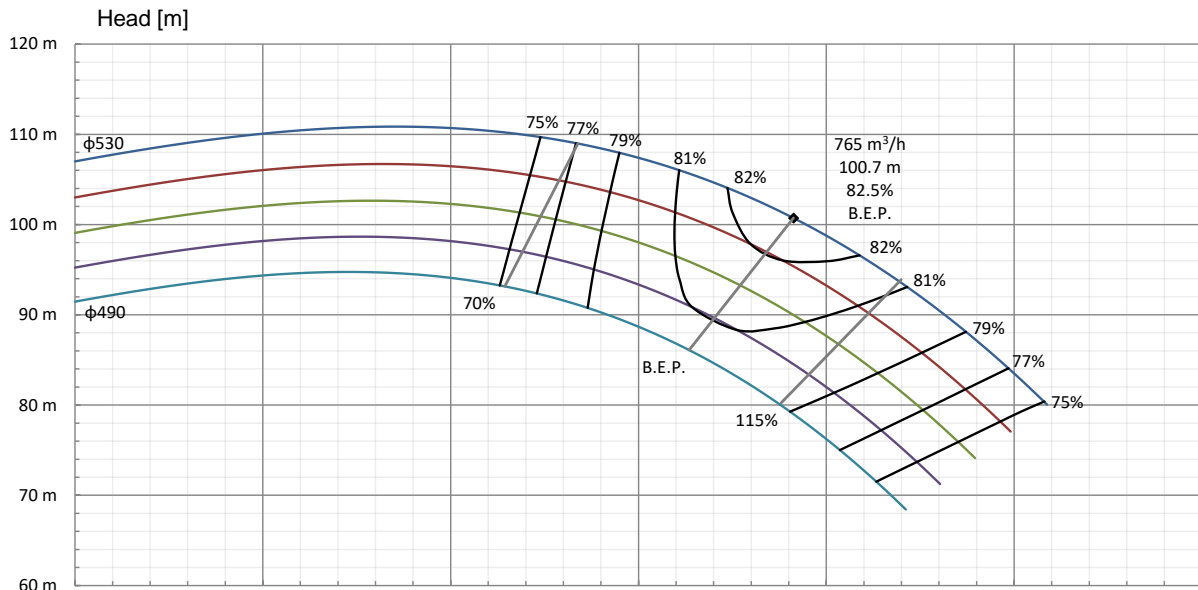


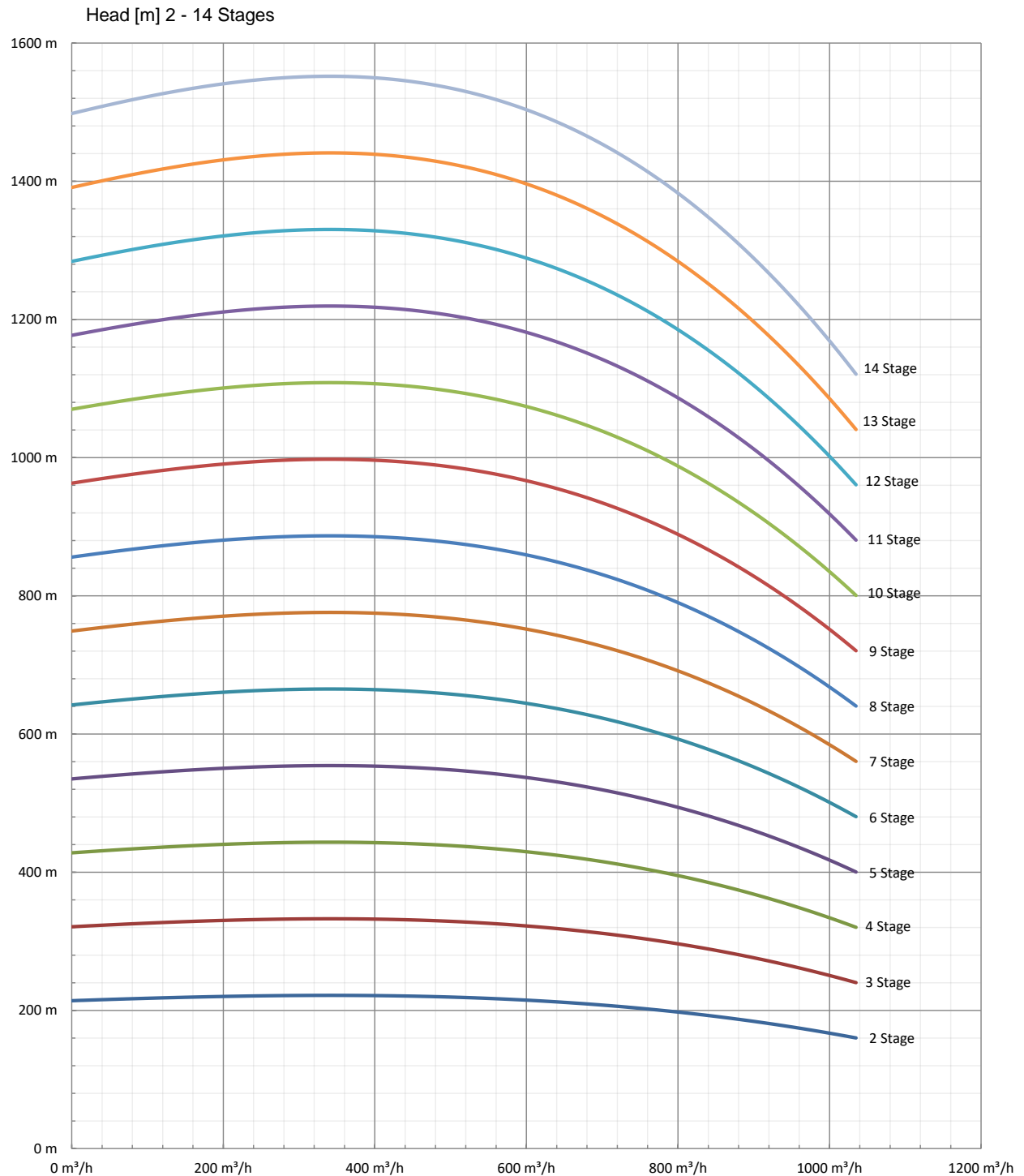
Specific Speed	21,6 Met / 1113 Imp	Flange Detail		Part / DWG #	
Pump Speed	1490 rpm Clockwise	Suction	DN 300 - PN 64	1st Impeller	53-17
Max No. Stages	14 Stages	Delivery	DN 250 - PN 160	Impeller	53-23
Max Head	1551,9 m	Pumped Medium - Water @		Diffuser	53-21
Max Flowrate	1035,0 m ³ /h	Temperature	20 °C	Last Diffuser	53-21
Max Efficiency	82,5%	Viscosity	1 cP	Overflow	53-22
Max Abs Power	301,3 kW Per Stage	Density	998 kg/m ³	Stage Casing	53-42



The operating range shown above follows best practice and ensures that the lifespan of the pump is maximised, in instances where this cannot be followed please contact a Scamont Technician to discuss your particular requirements.

DOCUMENT NUMBER:	SCAG-R-207	ENGINEER:	Craig Adamson
REVISION:	4	PROJECT:	
DATE:	2021/07/14	CUSTOMER:	

Specific Speed	21,6 Met / 1113 Imp	Flange Detail		Part / DWG #	
Pump Speed	1490 rpm Clockwise	Suction	DN 300 - PN 64	1st Impeller	53-17
Max No. Stages	14 Stages	Delivery	DN 250 - PN 160	Impeller	53-23
Max Head	1551,9 m	Pumped Medium - Water @		Diffuser	53-21
Max Flowrate	1035,0 m ³ /h	Temperature	20 °C	Last Diffuser	53-21
Max Efficiency	82,5%	Viscosity	1 cP	Overflow	53-22
Max Abs Power	301,3 kW Per Stage	Density	998 kg/m ³	Stage Casing	53-42



DOCUMENT NUMBER:	SCAG-R-207	ENGINEER:	Craig Adamson
REVISION:	4	PROJECT:	
DATE:	2021/07/14	CUSTOMER:	